

INLAND

MARINE, INC.

CONTACT: ALLEN CUTLER
(757) 754-0767

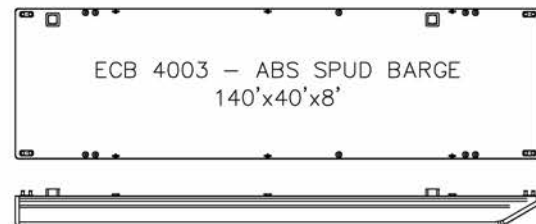
ACUTLER@INLANDMARINEVA.COM



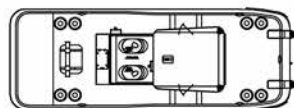
BAY SURVEYOR – CREW BOAT
45'x15'x3.5'
CONVERTED TO ACCOMADATE DIVE CREWS AND
SURVEY EQUIPMENT



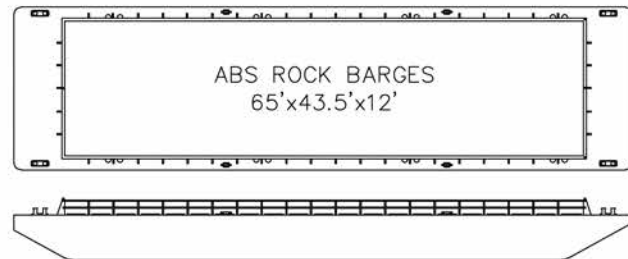
40'x10'x5' SECTIONAL BARGES
40 IN STOCK



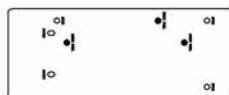
ECB 4003 – ABS SPUD BARGE
140'x40'x8'



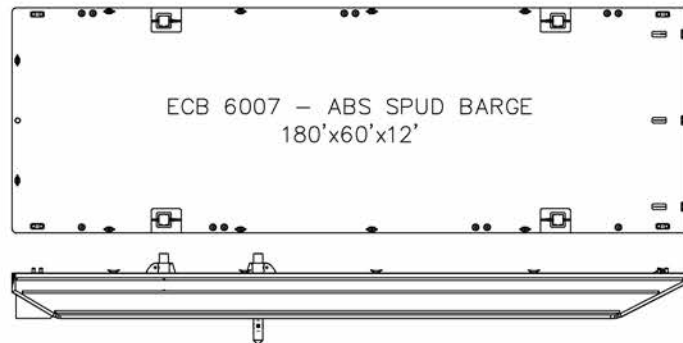
39' TRUCKABLE TUGS




ABS ROCK BARGES
65'x43.5'x12'



CAPT JACK SPUD
BARGE
60'x24'x4'



ECB 6007 – ABS SPUD BARGE
180'x60'x12'



SJ HOPPER BARGES
260'x52.5'x12'

LIFT BOAT "CAPT RAY"

64'x32'x7'
THRU-DECK DRILL WELL
70' – 15 TON DECK CRANE
8-71 DETROITS
13,000 GAL FUEL CAPACITY
BERTHING FOR 8
GALLEY
450 GAL FRESH WATER TANK
35 GPH FRESH WATER MAKER



TO SEE OTHER AVAILABLE EQUIPMENT PLEASE VISIT:
PRECONMARINE.COM/EQUIPMENT