

General Purpose Pump

Designed for use as a washdown pump and/or to circulate water to your livewell tank(s). Heavy duty construction. 1-1/2" (38mm) inlet and 1-1/2" (38mm) discharge outlet. Mount below waterline. Does not deliver high pressure, nor is it self priming. Provides lots of water, but at low pressure.



\$219⁹⁹
RUL-017A
Order# 129020



1" Bronze Ball Bearing Pump

Corrosion resistant bronze pump, ideal for engine cooling. Self-priming, operates in either direction at variable speeds. Also used for washdown, circulation, and many general purpose and dockside applications. Neoprene impeller with removable end cover for easy service. 25.5 GPM. 5/8" shaft.



\$369⁹⁹
JAB-00777-9001
Order# 120101



HAMILTON MARINE

800-639-2715
hamiltonmarine.com



Hydraulic Pumps

Lightweight, chemically resistant pumps for general service on fresh, salt and waste water. Molded of tough, glass reinforced, non corrosive polyester. Pumps include a built-in check valve and feature easy servicing. A self-cleaning double volute keeps pump free of settled solids.

2" NPT. Maximum head pressure 70'. 110 GPM.

PAP-SE2EBLHYC **\$599⁹⁹**
Order# 739257

2" NPT, 160 GPM. **\$599⁹⁹**
PAP-SE2FBHYC
Order# 746865

3" NPT, 280 GPM. **\$689⁹⁹**
PAP-SE3LBLHYC
Order# 743652

Plug Kit for S-Series Pumps
PAP-58-0211 Order# 740972 SELL 9.59



Electric Pump

2" NPT, 2 hp. Maximum head pressure 70'. 110 GPM.

\$886⁹⁹



PAP-SE2EBC2.0C
Order# 739258

High Performance Transfer Pump

2" NPT. 5 HP Honda Series GC160. 195 GPM. Overhead cam design for quiet, dependable operation. Fast, easy, reliable starting. Meets CARB and EPA emission standards. Reduced fuel and oil consumption.

\$419⁹⁹



PAP-SE2UBE5HOC
Order# 739699



Cast Aluminum Commercial Hatches

Fast acting, flush, watertight, easily installed.

15" x 24" **\$649⁹⁹**

SAVE \$170

Reg 819.99
FMN-2433-0002
Order# 754527



24" x 24" **\$1149⁹⁹**

SAVE \$250

Reg 1399.99
FMN-2424-0002
Order# 754529



Anchor Inspection Hatches



Anodized Aluminum with Stainless Steel Flange

Many Sizes Available!

FROM **\$339⁹⁹**

Search HM-H




Cast Aluminum Commercial Hatches

Flush, watertight, 4-dog system, opens from the outside only.

15" x 24" **\$549⁹⁹**

SAVE \$70


Reg 619.99
BOM-C41524-0
Order# 104612



24" x 24" **\$929⁹⁹**

SAVE \$100

Reg 1029.99
BOM-C42424
Order# 104619




Tread Plate Access Hatch

High quality 5-bar marine grade, anodized aluminum tread plate with 12-gauge 316 stainless steel frames. Wrench sold separately.

Search# BOM-S4

FROM **\$409⁹⁹**



Commercial Bumper

Black. Up to 60 ft lengths.

2-1/8" Base Width, 2" High, 7/16" Wall Thickness

DAM-DB-50 **\$799 FT**
Order# 107117

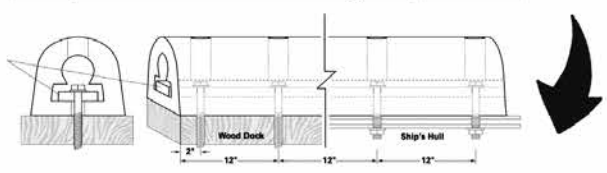
3-1/8" Base Width, 2-7/8" High, 11/16" Wall Thickness

DAM-DB-75 **\$1599 FT**
Order# 107128

Insert Strips and Molded Corners Available



Strip inserts here. Sold in lengths up to 10'



Fan Nose Bumper

Black. Up to 60 ft lengths.



2-1/2"W x 3" OD, 5/8" Wall Thickness

DAM-DB-503 **\$1699 FT**
Order# 148198

3-3/4"W x 4-1/2" OD, 3/4" Wall Thickness


DAM-DB-504 **\$2399 FT**
Order# 147124

COOSA Composite Panels

GET THE WOOD OUT!

Structural panels made of high-density, polyurethane foam reinforced with layers of fiberglass. Non-rotting, corrosion and UV resistant, lightweight, high-strength, low maintenance!

SEARCH# CSA-




Fiberglass Structural Shapes & Plates



Use in place of plywood!


High density, polyurethane foam, reinforced with layers of fiberglass strands throughout. Lightweight, non-rotting.

SEARCH# SGW-



Noise Reduction Sheets

Reinforced metallized polyester film facing with adhesive backing. 32" x 54" sheets.



1" Thick Sound Absorber

HMQ-SA3254M1 **\$84⁹⁹**
Order# 154807

Sound Barrier Composite

Part#	Thickness	Order#	SELL
HMQ-SBC3254M1	1"	154810	102.99
HMQ-SB3254M2	2"	767088	134.99

PORTLAND ROCKLAND SEARSPORT SOUTHWEST HARBOR JONESPORT

Typographical errors are unintentional and subject to correction.