

Over 38 Years in the Marine Industry

2018 Workboat Edition - OSV's - Tugs - Crewboats - Pushboats - Derrick Barges

By Order Of The US District Court
M/V Barbara S Badaeux and Lil Girl

US Flag Twin Screw Pushboat Auction on October 22, 2018

In the Lobby of 500 Poydras Street, New Orleans, Louisiana at 10:00 am. Funds should be paid by certified or cashier's check. The winning bidder must pay 10% of the amount of sale in certified funds that day to the United States Marshal with the remaining balance to be paid within 10 days later.

(Exclusively in my Hands) 60' x 24.2' x 8'-6" • GM 12V71's • Twin Disc MG514 Gears (6:1) 27' Eyelevel, Very Shallow Draft Rayco Design - 6', 60" x 48" SS Props, Patterson Electric Winches. December 2017 Rebuilt Props, Shafts, and Rudders. Both GM 12V71's less Than 12 Months and Gears Less Than 18 Months

Please Call for Status Update Unavailable at the Time of Printing!

Contact Dennis Frantz at 504-430-7117 for additional information

US Marshal
Sale



PUSHBOATS



1350 BHP **BILL** - 68' x 24' x 8.5', Draft 7', Blt. 1982 Serodino, (2) CAT 3412's w/ Twin Disc MG 518's, 4 Flk, (2) Steering, Sub M Ready.



1,350 BHP Miss Laurie
65' x 24', Twin QSK Cummins (Tier II); MG 5170 (6:1), Flanking Rudders, Fleeting Deck, Elect. Winches.



Miss Jenney 65' x 22'
800 HP, Twin GM 12v71's MG 514 (6:1) Flk Rudders; Elect. Winches; RCP.



60' x 24'
Twin Mitsubishi's Tier Two, 1,000 BHP; Twin Disc 5170 (6:1), Flk. Rudders: Elect. Winches; RCP.



76' x 26'
2,000 BHP Rebuilt Repower Recondition 2012, Twin Cats - 2,000 BHP Twin Disc (6:1), Built 1994.



60' x 22'
Built in 80's Fleet Deck; Elect. Winches Twin Cat's C Series 1,200 BHP.

TUGS



5,750

BHP


Costal

303

128' x 35'

5,000 BHP - 2018
NEW CONSTRUCTION

110' x 38' x 19'



95' x 27', 2,200 BHP Cat; double drum winch.



800 HP - Vivian 60' x 22'
6' Draft, Blt. 1975, Twin Screw GM 12V71's, MG 514 (5.16:1), Steel In Subchapter M Condition.



5,750 BHP Robert Escort Tug 102' x 30'
Twin EMD 16-645 E5 Turbo's + 62 tons bollard pull, ABS.



80' x 28'
Main Iron w/Cat 35 power, towing machine.

OSV'S




210' x 48', Blt. 1999, Twin Cats, 190k Fuel, 120k Water, Bulk, Liq., DP, Solas.



180' x 46' w/Cummins power; Blt. after 2000. Full ABS, Solas.



170' x 54' w/Cat 35 Series; Blt. 2000, full ABS & Solas.



150' x 46' w/Cat 35 Series; Blt. after 2000. (under 100 Gross).



150' x 36' w/Cummins power; Blt. after 2000; under 100 Gross tons.



220' x 46' Mariner w/western thrusters DP1 EMD Power 2000 blt.

320' x 60' x 28 Built 1995, 222' x 50' clear deck; U.S. flag. Class: ABS +A1 +DP2.

280' L x 60' B x 24' D x 19' loaded draft. Built in 2004, US Flag, Class 1, +AMS, +DPS-2. Sub Ch. L & I. 203' x 50' clear deck. 272' L x 56' B x 18' D x 6' light draft x 15' loaded draft. Built in 1998, Class: ABS +A1, +AMS, DPS-2.

AHTS: 262' L x 58' B x 23' depth x 19' loaded draft. Built in 1998, Class: ABS +A1, Towing Vessel, AH (E) + AMS, DPS-2, SOLAS, US Flag.

260 L x 56 B x 18D x 6.60' light draft x 15.20' loaded draft. Blt. in 1997, Class: ABS +A1, +AMS, (E); USCG SubCh. L. US Flag.

260 L x 56' B x 18D x 6.60' light draft x 15.20' loaded draft. Built in 1996, Class: ABS +A1, +AMS, (E); USCG SubCh. L. US Flag.

260' L x 56 B x 21' D x 6.60' light draft x 18.00' loaded draft. Blt. in 2002, Class: ABS +A1, +AMS; USCG SubCh. L. US Flag.

260' L x 56' B x 21' D x 6.60' light draft x 18.00' loaded draft. Blt. in 2001, U.S. Flag. Class: ABS +A1, +AMS; USCG Sub Ch. L.

260' L x 56' B x 19' D x 16.14' loaded draft. Built in 1997, U.S. flag. Class: ABS +A1, +AMS, DPS-2. SOLAS.

240' L x 56' B x 21' D x 6' light draft x 18' loaded draft. Blt 1999, U.S. flag. Class: ABS +A1, +AMS; USCG Sub Ch. L, DP2.

240' L x 56' B x 21' D x 17' loaded draft. Built in 1998.

AHTS: 240' L x 52' B x 18' D x 15' loaded draft. Built in 1986, U.S. flag. Class: ABS +A1 AMS Towing.

250' L x 56' B x 19' D x 16' loaded draft. Built in 2007, U.S. flag. Class: ABS +A1, +AMS, +DPS-2 Unrestricted Service.

AHTS: 225' L x 52' B x 22' D. Blt in 1997, U.S. flag. Class: ABS +A1.

220' L x 46' B x 16' D x 9' light draft x 13' loaded draft. Built in 1999, U.S. flag. Class: ABS Loadline. USCG Sub Ch "I" & "L". No SOLAS.

220' L x 46' B x 16' D x 9' light draft x 13' loaded draft. Built in 2000, U.S. flag. Class: ABS Loadline. USCG Sub Ch "I" & "L". No SOLAS.

220' L x 46' B x 16' D x 9' light draft x 13' loaded draft. Built in 1998, U.S. flag. Class: ABS Loadline. USCG Sub Ch "I" & "L". No SOLAS.

220' L x 48' B x 16' D x 6' light draft x 13' loaded draft. Built in 1995, U.S. flag. Class: ABS +A1 Oceans + AMS (E), DPS-1.

220.0' L x 56' B x 18' D x 16' loaded draft. Built in 1998, U.S. flag. Class: ABS +A1 +AMS, DPS-2, SOLAS, U.S. Domestic Service.

220' L x 40' B x 14' D x 11' loaded draft. Built in 1989, U.S. flag. Class: ABS +A1 AMS (exp. Dec 6, 2019. Next DD due Dec. 23, 2017).

AHTS: 220' L x 42' B x 14' D x 13' loaded draft. Built in 1982, U.S. flag. GRT: 490. Class: ABS loadline exp. 18 April 2017. Laid up. USCG Sub ch. I.

205' L x 46' B x 17' D x 9' light draft x 14' loaded draft. Built in 1999, U.S. flag. Class: ABS +A1 U.S. Domestic Service + AMS, DPS-1. USCG Sub Ch. L, OSV.

205' L x 46' B x 17' D x 9' light draft x 14' loaded draft. Built in 1998, U.S. flag. Class: ABS +A1, U.S. Domestic Service + AMS, DPS-1.

190' L x 54' B x 16' D x 13' loaded draft. Built in 1998, U.S. flag. Class: ABS +A1 +AMS, DPS-1, Loadline, SOLAS, SIP, USCG Sub. Ch. "L".

199' L x 44' B x 19' D x 16' loaded draft. Built in 1999, Rebuilt: 2014. U.S. flag. Class: ABS + A1, OSV, + AMS, DPS-1, Unrestricted.

150' L x 36' B x 12' D x 12' loaded draft. Built in 2007, U.S. flag. Class: ABS Loadline only.

150' L x 26' B x 10' D. Built in 1981 U.S. flag. For sale without US Registry. U.S. Gulf Coast.

150' L x 26' B x 10' D. Built in 1981, U.S. flag. For sale without US Registry. U.S. Gulf Coast.

145' L x 34' B x 9' D x 9' loaded draft. Built in 1982, U.S. flag. U.S. Gulf Coast.

Utility Boat: 120' L x 26' B x 8' D. U.S. flag. GRT: 99. 55'x18' clear deck. FO: 30,000g. FW: 40,000g. Main Engines: 2 x GM. Quarters: 16 in 3 rooms. U.S. Gulf.

Utility Boat: 115' L x 26' B x 6.8' D x 8' loaded draft. Built in 1980 U.S. flag. GRT: 93. Class: USCG Sub T, OSV. Deck Cargo: 68LT on 55' x 22' clear deck. Last drydocked March 2014. Idle. Owner did a major rebuild at drydock and has invoices over US \$700K (owner will produce all invoices upon request). Owner is inviting serious interest. U.S. Gulf Coast.

Supply Boat: 110' L x 28' B x 4' D x 7' light draft x 9' loaded draft. Built in 1980. U.S. flag. Deck Cargo: 142LT on 50' x 20' clear deck. Quarters: 20 berths (4 crew, 16 pax). Utility vessel for sale. U.S. Gulf Coast.

Utility Boat: 110' L x 26' B x 7' D. Built in 1981, U.S. flag. Class: USCG Cert. "T" 40 persons. ABS loadline exp. Deck Cargo: 67T on 48'x22' clear deck. U.S. Gulf

Utility Boat: 110' L x 28' B x 8' loaded draft. Built in 1982, U.S. Flag. Deck Cargo: 60LT on 62' x 22' clear deck. U.S. Gulf Coast. All Oceans.

CREWBOATS



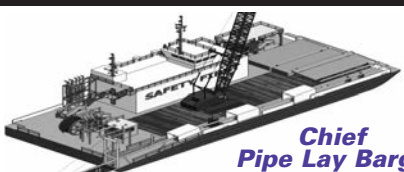
BARGES

DB250 - 250' x 76' x 17'



UNDER CONTRACT
SOLD

SPECIALTY VESSELS



Chief
Pipe Lay Barge

196' x 76' - 2 tier superstructure, quarters for 62 people; pipe tensioner - 50 kps; stinger 40'; (7) 6500# Anchors & mooring system; Amcon 385 triple & doubles; US Flag. ABS Full Class. Priced to Sell.



US Flag
4-Point
DSV, 180'
ABS Fully
Classed

Exclusively in My Hands

ABS Class Certificate +A1, AMS valid thru June 30 2021, USCG Certificate of Inspection valid thru May 30, 2010.

DB350



SOLD

All Oceans; heavy lift derrick crane barge; 250' x 78'; upgraded 4 point RB-97 mooring system; quarters for 64 people; Manitowoc 3900; (3) 224 kw gen sets ..(Priced To Sell)